

Rebecca Clarke

Walford is a school where action abounds. It is a place where each student is encouraged to give of her best so that she may achieve her best in whatever endeavor she undertakes.



Walford

Achieving Her Best

2016 Results



From the Principal

I am pleased to share with you news of the amazing achievements of our class of 2016. By choosing the pathway that is right for them, our students have excelled in their study of either the International Baccalaureate (IB) Diploma or the South Australian Certificate of Education (SACE).

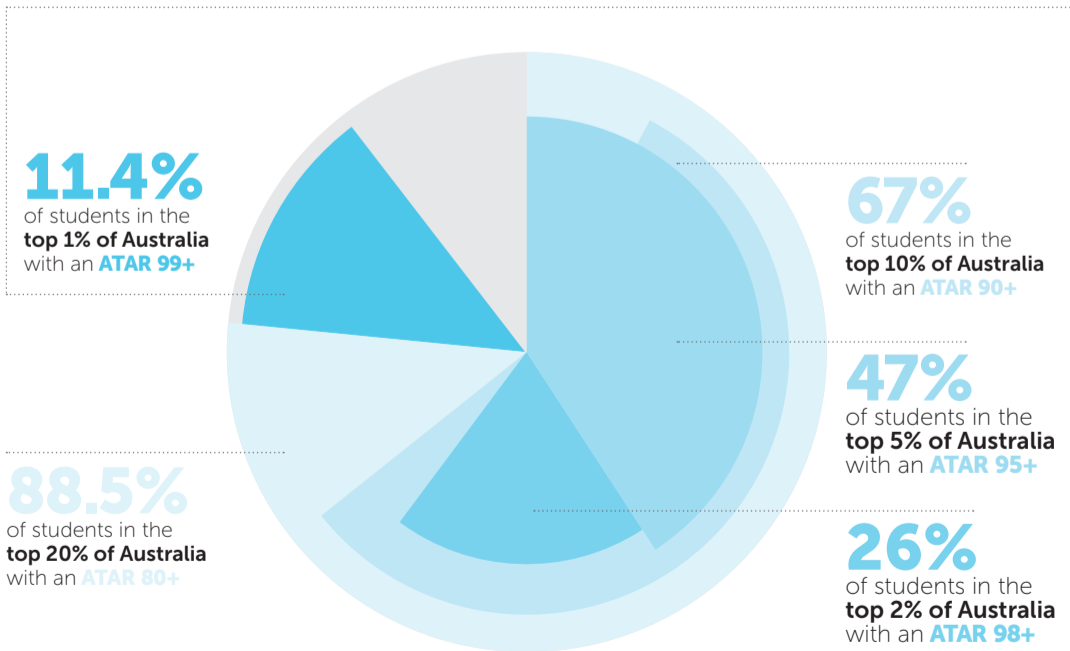
Yet results alone will not define a Walford scholar, nor are they the definitive measure of the whole school experience. Throughout her schooling including in her final year, each student in this class has involved herself in a diverse range of activities whilst maintaining a balanced approach to her studies. Many have played a sport, volunteered time to support local and overseas organisations or participated in music ensembles. Each has developed her leadership skills, discovered an enduring appetite for learning and experienced the joy that comes from striving to achieve her best, regardless of the final outcome.

Our students have not worked alone. We are grateful for the quality instruction and exceptional guidance provided by our dedicated teachers and support staff. The partnership we enjoy with parents, caregivers and families provides the pivotal foundation for the learning and growth experienced by every Walford student, especially in her final year.

We are proud of each of our 2016 graduates and congratulate them on their achievement. We look forward to the valuable contribution each will make in her chosen endeavour.

Rebecca Clarke
Principal, Walford Anglican School for Girls


Outstanding Results



53
Merit Certificates



received by **26** Students



SACE Merit Awards

SACE Board of SA

27 Merit Certificates

received by 18 Students

1 Ensemble Performance

8 Research Project B

2 Mathematical Applications

2 Biology

1 Solo Performance

3 Workplace Practices

1 Mathematical Studies

1 Physics

2 English Communications

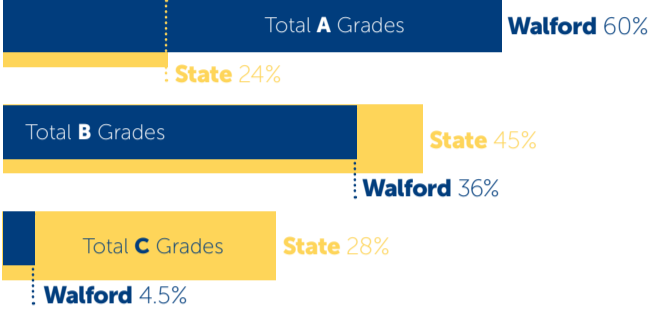
2 Modern History

2 Mathematical Methods

1 French

1 Legal Studies

2016 SACE Results: Walford vs. State Average



IB Merit Awards



26 Merit Certificates

received by 8 Students

3 Chemistry HL & SL

5 Geography HL & SL

1 Spanish (Ab In It)

4 Physics HL & SL

5 EE/TOK

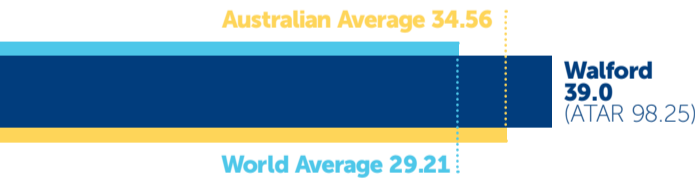
1 German B HL

2 Biology HL

4 Mathematics SL

1 French B SL

2016 IB Results: Walford vs. Global & National Average



Future Directions 2017

Each year Walford students accept a wide variety of tertiary offers, from Adelaide interstate and overseas. This infographic shows the diversity of the paths students will take this year.

Law
 Commerce Business
 Marketing Economics
 Health Science
 Biomedical Science
 Medical Science
 Medicine Marine Biology Science
 Nutrition & Food Science
 Exercise Science Clinical Exercise Physiology
 Arts
 Urban & Regional Planning Psychology
 Architecture Interior Architecture
 Occupational Therapy Physiotherapy
 Teaching Early Childhood, Primary, Secondary
 Film Studies Viticulture & Oenology, Agriculture
 Nursing Paramedical Music
 Sports & Recreation Management Pharmacy
 Environment & Sustainability Speech Pathology
 Engineering Foundation Studies
 Fashion & Textiles

Consistent Excellence

2016
 ATAR 90+ 67% ATAR 99+ 11.4%

2015
 ATAR 90+ 61% ATAR 99+ 12.5%

2014
 ATAR 90+ 57% ATAR 99+ 5%

2013
 ATAR 90+ 62% ATAR 99+ 14%

2012
 ATAR 90+ 64% ATAR 99+ 14%

2011
 ATAR 90+ 59% ATAR 99+ 10.5%

2010
 ATAR 90+ 70% ATAR 99+ 14%

2009
 ATAR 90+ 58% ATAR 99+ 9%

2008
 ATAR 90+ 61% ATAR 99+ 16%

2007
 ATAR 90+ 60% ATAR 99+ 12%

